

Horizon

FOLDING

iCE FOLDER AFV-56K Series

Next Generation Folder



 **iCE FOLDER**
AFV-566FKT



i = Intelligence, Integration, Interaction
C = Connection
E = Efficiency

All Connected...

Optimize the finishing process with automation and workflow.

The iCE series is a new product line-up which is designed to provide added value to our customers. A new operator interface for a more intuitive operation. Advanced automation to provide increased efficiency and productivity. In addition, connecting with an iCE LiNK workflow system provides a totally connected work environment.

HIGH QUALITY AND PRODUCTIVITY WITH ADVANCED AUTOMATION.

Newly added functions bring folding quality and operation to the next level.

BENEFITS

EASY SETUP

Icon based touchscreen provides quick and easy setup without any manual adjustment. Fully-automated setup enables any operator to produce consistent, high quality folds with efficiency and high productivity.

ADVANCED AUTOMATION

Advanced automation allows operator setup without opening the safety/sound reduction covers. Self learning software is equipped to help achieve high quality and high productivity without relying on operator skills.

APPLICATION FLEXIBILITY

Flexible machine configurations and a variety of options allow for a wide range of applications such as pamphlets, pocket maps and direct mailers.

STATUS RECOGNITION

The LED lights in the AFV-56K indicate the operational status by switching colors to identify the system status at a glance. The lights serve as white working lights when the cover is open. The color of the lights can be chosen from the touch panel.

MANAGE YOUR BINDERY WITH HORIZON'S BINDERY CONTROL SYSTEM

The iCE Series can be enhanced with automated workflow from upstream to postpress with iCE LiNK, which uses cloud technology, Horizon's next generation bindery control system.





Scan QR code
and watch the
product video.



AFV-566FKT + PST-44

 **ICE FOLDER**

KEY FEATURES FOR MORE PRODUCTIVITY.

Exclusive new features allow labor saving production with user friendly operation.

ADVANCED AUTOMATION FOR EASY SETUP


Adjustment for Skewed Folds

- The sheet register guide angle and buckle plates are automatically set by entering the sheet size and fold pattern at the touch-screen. The precise folds can be produced without highly skilled or experienced operators.



Roller Gap Adjustment

- All fold roller gaps are automatically set by inserting a single strip of paper. Gap setting is completed according to the sheet thickness and fold pattern. Set-up time is greatly reduced with the elimination of sheet insertion for each roller gap.



Automated Register Conveyor

- The vacuum register guide sets automatically according to the sheet width. Sheets are properly aligned to the guide for folding accuracy.
- Five vacuum chambers adjust automatically for sheet length, coated or uncoated surface. Vacuum can be adjusted individually based on sheet condition and the setting can be memorized for easy recall.
- Efficient blower motors insure long lasting performance and energy efficiency.



APPLICATION FLEXIBILITY

- A wide variety of fold patterns can be set by selecting the icons on the touch screen. Non-standard fold patterns can also be set up automatically by entering the setup size for each fold.

| | | | | | | |
|-------------------------------------|-----------------------|------------------------------|-----------------------------------|---------------------------|--|-------------------------------|
| Buckle Fold + Knife Fold | 8 page Cross Fold | Letter Fold + Cross Fold | Accordion Fold + Cross Fold | DM Fold (Letter) | DM Fold (Accordion) | 16 page Double Cross Fold |
| Buckle Fold | Single Fold | Accordion-Fold | Zigzag Fold (4 Panel) | Zigzag Fold (5 Panel) | Zigzag Fold (6 Panel) | Zigzag Fold (7 Panel) |
| | Short Fold | Letter Fold | Round Parallel Fold (4 Panel) | Double Parallel Fold | Single Fold + Double Parallel Fold | Gate Fold |
| Knife Fold | Single Fold | Accordion-Fold | Letter Fold | Letter Fold | Double Parallel Fold | Double Parallel Fold |

NEW FEATURES INCREASE EFFICIENCY AND QUALITY

Easy Setup of Fold Section

- The position and angle of the knife fold stopper are automatically set without any manual setup including replacement of the knife stopper.

*The knife stopper requires replacement depending on the sheet size.




- The hold-down roller sets to the proper position to prevent the sheet from bouncing back after hitting the knife stopper. The roller position is automatically adjusted when the sheet or fold pattern is changed.




Higher Productivity

- Maximize productivity with auto interval function. The interval is adjusted to the best setting depending on the sheet thickness and fold pattern for stable production.



Reduced Downtime

- Easy access to each section for easy maintenance and jam removal to reduce down time.



Transport guide can be moved to the left.



Covers on both sides of knife fold section can be opened.

AUTOMATED SETUPS

| AUTOMATED SETUPS | | |
|-------------------------|--|---|
| Feed Section | Table Guide | Table guide moves to proper loading position according to the sheet width. |
| | Suction Head | Suction head moves to feeding position according to the sheet length. |
| Sheet Transport Section | Sheet Register Guide | Register guide moves to proper position according to sheet width. |
| | Sheet Register Guide Vacuum Air Amount | Vacuum fan amount is set automatically according to the sheet length, sheet weight range, sheet thickness. |
| | Sheet Hold-down Guide | Sheet hold-down guide adjusts to sheet width for smooth sheet transfer to fold section. |
| | Sheet Edge Guide | Sheet edge guide sets to proper position to support sheet edge for smooth sheet transport. |
| Fold Section | Register Guide Angle | Register guide angle can be adjusted from - 4 mm to + 4 mm. |
| | Roller Gap | Roller gap sets up automatically according to the sheet thickness and folding pattern by inputting the single sheet into the caliper. |
| | Buckle Stopper | The buckle stopper position is set automatically depending on the sheet size and fold pattern. |
| | Hold-down Rollers | Hold-down roller moves automatically to search for the proper position depending on the fold pattern. |
| | Knife Stopper | Knife stopper sets to the proper position according to the fold pattern. |
| | Feed Interval for Knife Folding | Feed interval is adjusted automatically to decrease the interval between sheets according to the sheet and fold pattern. |

DETAILS FOR EACH SECTION.

1 TOUCH PANEL DISPLAY



The 12.1 inch color touch-screen is icon-based for user-friendly operation. Set-up and operation can be done at the touchscreen. Up to 999 job settings can be stored in job memory. The job settings saved in the existing AFC-566F can be transferred to the AFV-566FKT/564FKT.

Remote Controller

Wired remote controller with jog dial allows for start, stop feeding and test feeding from a remote position. Fine tuning of all automated settings is also possible via the remote control.

2 SUCTION HEAD / ASSIST AIR



Newly designed suction head and feeding system enables easy setup and consistent feeding. Innovative suction head and assist air* provide accurate sheet separation and pick-up. Blowing air volume and height of the suction head can be adjusted according to the sheet condition for stable feeding for a wide variety of printed materials.

*The assist air kit SAB-56V with adjustable nozzle height is available as an option.

3 FEED ROTOR



Quality polyurethane rotor provides high speed feeding without scratching. The suction angle adjustment enables stable feeding by adjusting the angle of suction air according to the sheet condition. The supersonic and photoelectronic double feed detect sensors come standard for superior double feed protection.

Supersonic Sensor

The supersonic double feed sensor works through the transmission of sound waves. Its advanced detection ensures accurate double feed detection even with a solid black printed sheet.



4 SHEET REGISTER GUIDE



The Register guide is coated with a special anti-static plating, for trouble-free folding of printed sheets, even in dry climates, where static can be a problem. The register guide ensures stable transportation and accurate registration of a wide range of paper stocks. Newly added cover provides noise reduction and safe operation. All the sections set-up automatically and the operator does not need to open the cover for the change over process. Newly designed sheet control reduces waste when a feed error happens. Mis-fed sheets are stopped prior to entering the fold section for easy operator removal.

5 BUCKLE PLATES




Uniquely designed buckle plate enables improved folding accuracy and consistency for a wider range of substrates, including thin or light weight sheets. Specially-coated buckle plates minimize paper friction to maintain fold accuracy. When feeding from a printed roll, the uniquely designed automatic gate mechanism of dynamic buckle plate enables changing fold patterns on the fly.

6 FOLD ROLLERS

Unique design and precision manufacturing insure folding accuracy and long roller life. Soft or hard urethane rollers are available depending upon folding requirements.



RL-566VS/RL-564VS
Soft Urethane Roller



RL-566VH1/RL-564VH1
Hard Urethane Roller

7 PERFORATION / SCORING



Perforation, slit perforation, scoring and slitting can be performed. Durable scoring unit is employed for accurate scoring. Optional devices are available for strip trimming of multiple-up jobs, trimming the closed side of glued signatures and punch perforation.

*Optional strip trim unit AF-ST5N is shown in the photo.

8 KNIFE FOLDING



Newly designed rigid and durable knife unit provides consistent quality knife folding. No need to open the knife cover for setup. The entire setup, such as installing the stopper guide, knife angle adjustment and hold down roller position is automated.

2




OPTIONS.

Options for Feeder and Folding / Perforation / Scoring Sections.

SSK-56V SMALL SIZE KIT

- Minimum 105 mm / 4.13" width sheet can be fed. (Standard: 128 mm / 5.04")
- The side air will be used for feeding instead of the suction head.




SAB-56V SIDE AIR BLOWER

- Side air nozzle sets according to the height of sheets on the feeder for more accurate sheet separation and pick-up.
- Increased air control for small format and light weight sheets.



LT-56V EXTENSION TABLE

- The feed table and suction head are extended for sheets up to 1,100 mm / 43.31" length. (Standard: 900 mm / 35.43")



CLF-56V CLEAR FILE

- This device controls the feed rotor to stop the rotation each time sensitive stock or transparencies are fed into the folder. This intermittent operation can prevent making scratches on the sensitive stocks while standing by for feeding.



DIFV-56 INTERFACE UNIT

- The DIFV-56 transports sheets cut from a printed roll to the AFV-566FKT/564FKT. Optional barcode reading (BR-56DF) allows for variable sheet length and fold pattern changes on the fly.



FEEDER SECTION

●: Retrofittable Options ○: Factory Options

| | NAME | MODEL | DESCRIPTIONS | AFV-566FKT | AFV-564FKT |
|-----------|---------------------|---------|---|------------|------------|
| Selection | Pump | P-56V | Pump for CE. | ● | ● |
| | | P-56VUL | Pump for UL. | ● | ● |
| | | P-56VSH | Noise reduction cover is attached. (*-6 reduction) | ● | ● |
| | | P-56VX | Long-life type (*Durability time of blade: 20,000 hours) | ● | ● |
| | Air Integration Kit | AI-56V | Power saving type of air compressor. The pump is not required. | ● | ● |
| | Small Size Kit | SSK-56V | Minimum 105 mm / 4.13" width sheet can be fed. (Standard: 128 mm / 5.04") | ● | ● |
| | Side Air Blower | SAB-56V | Side blowing assist air for stable feeding. | ● | ● |
| | Extension Table | LT-56V | Maximum 1,100 mm / 43.3" sheet can be loaded. (Standard: 900 mm / 35.43") | ● | ● |
| | Mark Sensor Kit | MS-56V | A camera scans the mark on sheets to identify any blank or misloaded sheets. | ● | ● |
| | Mark Camera Kit | IMC-56V | A camera reads the end mark on sheets to separate the signatures. | ● | ● |
| | Clear File | CLF-56V | This device controls the feed rotor to prevent sensitive stocks from being scratched. | ○ | ○ |
| | Interface Unit | DIFV-56 | Transports the sheets cut from the paper roll to the AFV-566/564FKT. | ● | ● |
| | Barcode Reader Kit | BR-56DF | Reads the data matrix to switch the fold pattern for dynamic folding. | ● | ● |

We have various kinds of options and peripheral equipment other than the ones listed above. Please contact your local dealer for more information.


FP-56V / FP-56VP FRONT PERFORATION UNIT

- Accurate perforation before folding is ideal for direct mail applications and page tear out applications. Jump perforation is possible as an option.




CGU-50 GLUING UNIT

- The gluing unit can produce 8-page or 12-page glued booklets and direct mail applications.



IC-56V-U / IC-56V-L IMAGE CHECKER

- The camera verifies the image on the sheet with the preset image to identify any blank and misloaded sheets.



GFB-56V GATE FOLD BUCKLE

- The gate fold buckle can be set up quickly, with no special skill for precise, accurate closed gate folding.



BLADES

- A wide variety of optional blades are available for various applications. (Blades in the photo are examples.)



FOLDING / PERFORATION / SCORING SECTION

●: Retrofittable Options ○: Factory Options

| NAME | | MODEL | DESCRIPTIONS | AFV-566FKT | AFV-564FKT |
|---|---|---------------------|--|------------|------------|
| Selection | Steel and Soft-formed Polyurethane Combination Roller | RL-566VS | 8 rollers for 6 buckle plate unit | ● | No |
| | | RL-564VS | 6 rollers for 4 buckle plate unit | No | ● |
| | Rigid Urethane Roller | RL-566VH1 | 8 rollers for 6 buckle plate unit | ● | No |
| | | RL-564VH1 | 6 rollers for 4 buckle plate unit | No | ● |
| Front Perforation Unit | | FP-56V | Removable metal anvil roller is used for front perforation unit | ○ | ○ |
| | | FP-56VP | Removable resinous roller used for front perforation unit | ○ | ○ |
| Skip Perforation Unit | | JM-AF | Perforation head for skip perforation | ● | ● |
| Skip Perforation Control Unit | | JM-C56V | Controller for JM-AF | ○ | ○ |
| Punch Perforation Unit | | AF-PP5N | Punch perforation for the parallel fold section | ● | ● |
| Strip Trim Unit | | AF-ST5N | Strip trimming after parallel folding | ● | ● |
| Edge Trim Unit | | AF-ET5N | Edge trimming for the parallel fold section | ● | ● |
| Flat Deflector below knife | | FD-K56K | Flat deflector for the lower knife buckle | ● | ● |
| Perforation Shaft below Knife | | KPS-56V KPS-56VM | For install the KT-CR56V, KT-SP56V, KT-PP56V, KT-ST56V and KT-ET5 (KPS-56VM is for retrofitting) | ● | ● |
| Creasing Roller below Knife | | KT-CR56V | Creasing unit for the lower knife buckle (KPS-56V / KPS-56VM is required) | ● | ● |
| Slit Perforation Unit below Knife | | KT-SP56V | Slit perforation of cross folded signatures (KPS-56V / KPS-56VM is required) | ● | ● |
| Punch Perforation Unit below Knife | | KT-PP56V | Punch perforation of cross folded signatures (KPS-56V / KPS-56VM and KT-SP56V are required) | ● | ● |
| Slit Perforation Unit below Knife | | KT-ST56V | Edge trimming of cross folded signatures (KPS-56V / KPS-56VM is required) | ● | ● |
| Edge Trim Unit below Knife | | KT-ET5 | Edge trimming of cross folded signatures (KPS-56V / KPS-56VM is required) | ● | ● |
| Strip Trim Unit below Knife | | KT-ST5 | Strip trimming after the cross fold section for multiple-up jobs. | ● | ● |
| Cold Gluing Unit | | CGU-50 | Gluing unit produces 8-page or 12-page glued booklets and direct mail applications. | ● | ● |
| Cold Gluing Unit Kit | | CGU-K56V | A attachment kit for CGU-50 | ○ | ○ |
| Cold Gluing Unit Kit (with front perforation) | | CGU-K56VFP | A attachment kit for CGU-50 | ○ | ○ |
| Soft Polyurethane Roller with Groove | | RL-CG56VS | Fold roller with groove in the center | ○ | ○ |
| Segmented Soft Polyurethane Roller | | RL-SEG56VS | Segmented roller for adjustable gluing location | ● | ● |
| Segmented Buckle Chute | | SGB-56V | Segmented plate for adjustable gluing position | ● | ● |
| Image Checker | | IC-56V-U | A camera scans the top surface of sheets to identify any blank or misloaded sheets. | ● | ● |
| Image Checker | | IC-56V-L | A camera scans the bottom surface of sheets to identify any blank or misloaded sheets. | ● | ● |
| Gatefold Buckle | | GFB-56V | Gate fold buckle to produce closed gate fold application | ● | ● |
| Ionizer | | INZ-56V | Ionizer for smooth sheet transportation without any trouble with static electricity | ● | ● |

We have various kinds of options and peripheral equipment other than the ones listed above. Please contact your local dealer for more information.

OPTIONS.

Optional Units for the Delivery Section.

LCVV-56 LONG CONVEYOR

- A wide belt surface is capable of efficiently delivering any size folded piece.
- Conveyor height is easily adjusted to the proper sheet delivery height.
- Conveyor running mode can be set from the touch panel of the folder.



PSX-56 / PSX-56R PRESS STACKER

- Stacked signatures or booklets of a preset amount are delivered to a comfortable height for easy packaging. Rigid, large diameter rollers apply 1.2 tons of pressure for crisp, tight and flat folds. Applications can be stacked 1-up, 2-up or 3-up for efficient production.
- 20 job memory positions for easy recall of repeated jobs.



PST-66 / PST-44 / PST-44L PRESS STACKER

- First roller removes air between sheets and the second roller presses the sheets tightly to compress the folded pieces with 12,000N / 4,000N pressure for the PST-66 and PST-44/44L respectively.
- Specially coated press rollers achieve tighter fold quality for a wide range of applications such as signatures from thinner sheets, thicker sheets or even 16 page booklets.
- Offset delivery function for efficient production.
- Sheet width: Up to 690 mm / 27.1" for PST-66
Up to 470 mm / 18.5" for PST-44/44L
- The delivery conveyor of PST-44L is extended 300 mm compared to the PST-44.




PR-40S PRESS ROLLER UNIT

- Strong and rigid press roller presses the folded sheets to form crisp tight folds. The press stacker can be used with the standing delivery unit ED-40.

ED-40S STANDING DELIVERY

- Tightly folded pieces are vertically stacked for easy off-loading.
- An automatic batch kicker makes separation for easy counting.



ED-40S

PR-40S

MKU-54T MOBILE KNIFE FOLD UNIT

- The MKU-54T is a mobile knife unit equipped with a buckle fold plate under the knife.
- Sheet width: 165 to 538 mm / 6.5" to 21.1"
- Letter fold and 8-page cross folds are possible.



MKU-38 MOBILE KNIFE FOLD UNIT

- Rotatable knife unit can fold up or down for a wide range of sheets from 90 to 380 mm / 3.6" to 14.9" width.



T-564A / T-566A BUCKLE UNIT

- A wide range of fold patterns such as map folds or face up and face down 16 page signature folding can be performed with this additional buckle station.
- Stand alone color touch screen enables set up of the folding buckle plates instantly with simple and intuitive operation.



DELIVERY SECTION

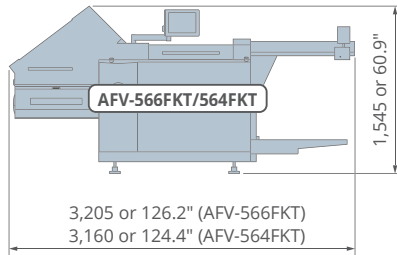
| NAME | MODEL | DESCRIPTIONS | NOTES |
|------------------------|------------------|---|--|
| Long Conveyor | LCVV-56 | Standard delivery conveyor. The running mode can be set by the touch panel of the folder AFV-566FKT/564FKT. | |
| | LCV-54 | Conveyor keeps moving when the folder stops. | |
| Press Stacker | PST-44 / PST-44L | 0.4 tons of pressure can be applied to press and stack the signatures. | Adapter cable CMC-P5V25 is required. |
| | PST-66 | 1.2 tons of pressure can be applied for tighter fold quality. | |
| Press Stacker | PSX-56 / PSX-56R | Tightly pressed signatures, direct mailers or booklets are stacked and delivered at a comfortable height. | Adapter cable CMC-P4V is required. |
| Book Block Stacker | BBS-40 / BBS-40L | Signature book blocks are accumulated and tack glued for downstream processing. | Adapter cable CMC-P5V25 is required. |
| Standing Delivery | ED-40S | Small applications are delivered in the vertical posture for easy handling after delivery. | Adapter cable CMC-P3V is required. *Not required when connecting with the PR-40S. |
| Press Roller Unit | PR-40S | High performance press roller ensures crisp tight folds with 0.4 tons of pressure. | Adapter cable CMC-P3V is required. |
| Mobile Knife Fold Unit | MKU-54T | Mobile knife unit with buckle under the knife. | |
| | MKU-38 | Mobile knife unit for additional knife fold. | Adapter cable CMC-P4V is required. |
| Buckle Unit | T-566A / 564A | Additional buckle station to maximize folding capabilities | Adapter cable CMC-P3V is required. |

SPECIFICATIONS.

Machine Dimensions. (Unit: mm or inch)

AFV-566FKT / AFV-564FKT

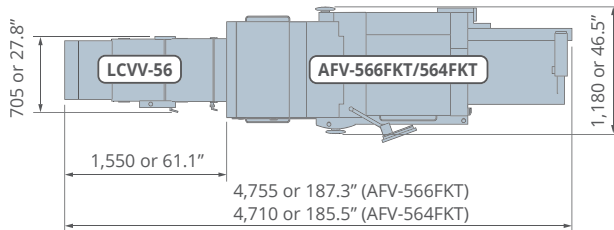
(Front View)



CONFIGURATION 1

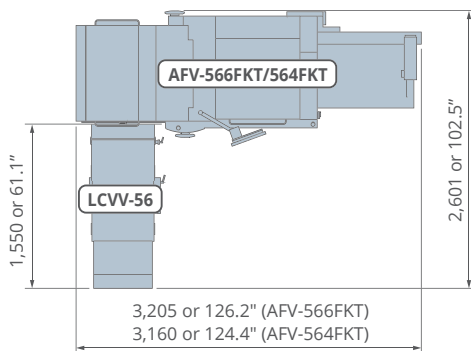
- LCVV-56 (Parallel Fold)

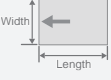
(Top View)

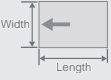


- LCVV-56 (Cross Fold)

(Top View)



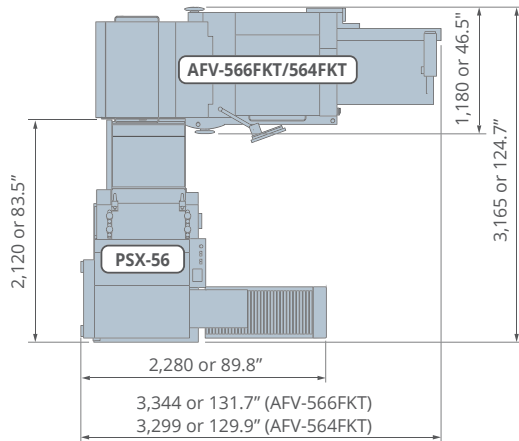
| AFV-566FKT / AFV-564FKT | |
|------------------------------|---|
| Machine Configuration | AFV-564FKT 4 Buckle Chute + Fold Knife + 2 Buckle Chute Below Knife |
| | AFV-566FKT 6 Buckle Chute + Fold Knife + 2 Buckle Chute Below Knife |
| Sheet Size | Width x Length 560 mm x 900 mm*1 or 22.04" x 35.43" 128 mm*2 x 148 mm or 5.04" x 5.83" *1: When LT-56Vs installed: 1,100 mm or 43.31" *2: When SSK-56V is installed: 105 mm or 4.14" |
| |  |
| Sheet Weight Range | Uncoated Paper 40 to 250 gsm Coated Paper 50 to 232 gsm |
| Belt Speed | 30 to 270 meters per minute or 98 to 885 feet per minute |
| Production Speed | Suction Head 36,000 cycles per hour Knife 21,000 cycles per hour |
| Buckle Fold Length | 1st Buckle Chute: 30 to 450 mm or 1.19" to 17.71" (with straight stopper) 35 to 450 mm or 1.38" to 17.71" |
| | 2nd Buckle Chute: 30 to 450 mm or 1.19" to 17.71" (with straight stopper) 35 to 450 mm or 1.38" to 17.71" |
| | 3rd Buckle Chute: 30 to 450 mm or 1.19" to 17.71" (with straight stopper) 35 to 450 mm or 1.38" to 17.71" |
| | 4th Buckle Chute: 30 to 330 mm or 1.19" to 12.99" (with straight stopper) 35 to 330 mm or 1.38" to 12.99" |
| | 5th Buckle Chute: 30 to 450 mm or 1.19" to 17.71" (with straight stopper) 35 to 450 mm or 1.38" to 17.71" |
| | 6th Buckle Chute: 30 to 330 mm or 1.19" to 12.99" (with straight stopper) 35 to 330 mm or 1.38" to 12.99" |
| | K1 Buckle Chute Below Knife (Front): 30 to 150 mm or 1.19" to 5.90" |
| | K2 Buckle Chute Below Knife (Rear): 30 to 150 mm or 1.19" to 5.90" |
| Vacuum Pump | Option Exhaust Velocity: 40 m ³ per hour or more Vacuum: -0.06 MPa Blower: +0.06 MPa Power Consumption: About 2.2 kW (60 Hz) Voltage/Frequency: 200 to 220 V / 380 to 400 V Model: P-56V, P-56VUL, P-56VSH, P-56VX |
| | |
| Voltage/Frequency | 3-phase 208 V, 60 Hz 3-phase 200 to 220 V, 50 / 60 Hz 3-phase 380/400/415 V, 50 / 60 Hz (Step down to 400 V by Transformer) |
| | |
| Machine Dimensions | AFV-564FKT W3,160 x D1,180 x H1,545 mm or W124.4" x D46.5" x H60.9" |
| | AFV-566FKT W3,205 x D1,180 x H1,545 mm or W126.2" x D46.5" x H60.9" |

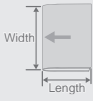
| LCVV-56 | |
|---------------------------|--|
| Sheet Size | Width x Length Max. 560 mm x 470 mm or 22.04" x 18.51" Min. 100 mm x 50 mm or 3.93" x 1.97" |
| |  |
| Voltage | DC24V Electricity supplied via folder connector |
| Machine Dimensions | Max. W1,550 x D705 x H1,080 mm or W61.1" x D27.8" x H42.6" Min. W1,220 x D705 x H780 mm or W48.1" x D27.8" x H30.7" |

CONFIGURATION 2

PSX-56 (Cross Fold)

(Top View)

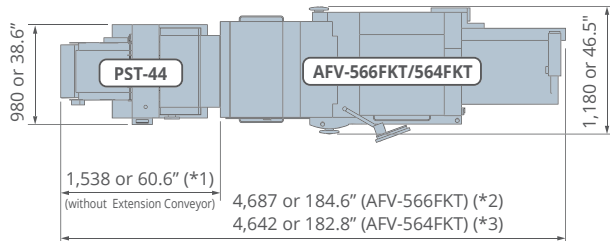


| PSX-56 | |
|-----------------------------|--|
| Signature Size |  <p>Width x Length Max. 546 x 330 mm or 21.496" x 12.992" Min. 128 x 92 mm or 5.04" x 3.622"</p> |
| Signature/Booklet Thickness | Max. 4 mm or 0.15" |
| Stack Height | Max. 200 mm or 7.87" Min. 10 mm or 0.40" |
| Production Speed | Max. 900 stacks per hour (With continuous motion of the pushers) |
| Number of Press Rollers | Air Remove Roller x 1 Press Roller x 1 |
| Voltage/Frequency | 3-phase 200 to 220 V, 50 or 60 Hz Single Phase 200 to 240 V, 50 or 60 Hz |
| Machine Dimensions | W2,120 x D2,280 x H1,080 mm or W83.5" x D89.8" x H42.6" |

CONFIGURATION 3

PST-44 (Parallel Fold)

(Top View)



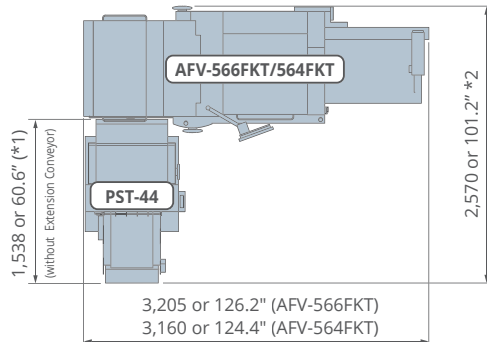
*1 PST-44L: 1,838 or 72.4" (without extension conveyor)

*2 PST-44L: 4,987 or 196.4" (AFV-566FKT)

*3 PST-44L: 4,942 or 194.6" (AFV-564FKT)

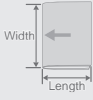
PST-44 (Cross Fold)

(Top View)



*1 PST-44L: 1,838 or 72.4" (without extension conveyor)

*2 PST-44L: 2,870 or 113"

| PST-44 / PST-44L | |
|-------------------------|---|
| Signature Size |  <p>Maximum Width With Offset Delivery: 440 mm or 17.322" Without Offset Delivery: 470 mm or 18.503" (In either delivery, the maximum width is 380 mm or 14.96" when the extension belt section is used.) Minimum Length 50 mm or 1.969" (When the extension belt section is used)</p> |
| Signature Thickness | Max. 4 mm or 0.15" |
| Press Roller Speed | 30 to 180 m per minute |
| Offset Amount | 30 mm or 1.18" |
| Number of Press Rollers | Air Remove Roller x 1 Press Roller x 1 |
| Voltage/Frequency | 3-phase 200 to 220 V, 50 or 60 Hz Single Phase 200 to 240 V, 50 or 60 Hz |
| Machine Dimensions | PST-44 W1,845 x D980 x H1,359 mm or W72.7" x D38.6" x H53.6" PST-44L W2,145 x D980 x H1,359 mm or W84.5" x D38.6" x H53.6" |

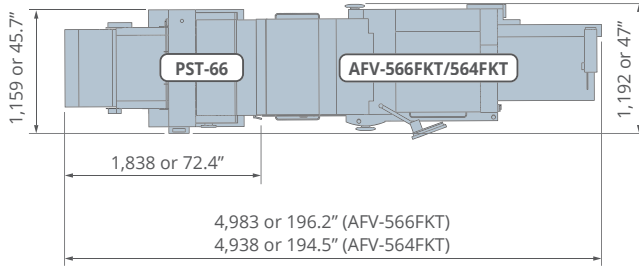
SPECIFICATIONS.

Machine Dimensions. (Unit: mm or inch)

CONFIGURATION 4

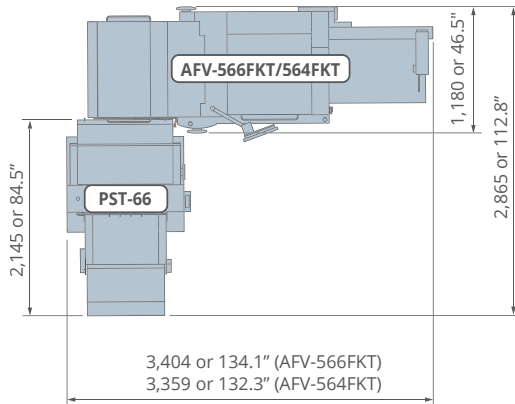
■ PST-66 (Parallel Fold)

(Top View)



■ PST-66 (Cross Fold)

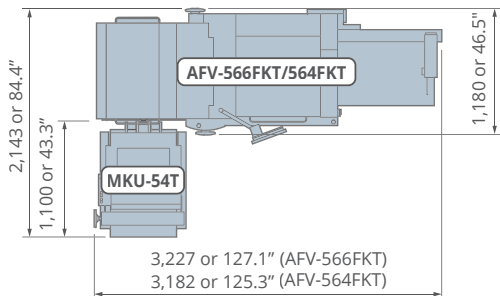
(Top View)



CONFIGURATION 5

■ MKU-54T (Cross Fold)

(Top View)



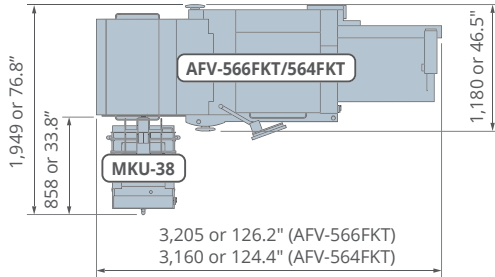
| PST-66 | | |
|-------------------------|---|--|
| Signature Size | | Maximum Width With Offset Delivery: 660 mm or 25.984" Without Offset Delivery: 690 mm or 27.165" (In either delivery, the maximum width is 380 mm or 14.96" when the extension belt section is used.) |
| | | Minimum Length 50 mm or 1.969" (When the extension belt section is used) |
| Signature Thickness | Max. 4 mm or 0.15" | |
| Press Roller Speed | 30 to 180 m per minute | |
| Offset Amount | 30 mm or 1.18" | |
| Number of Press Rollers | Air Remove Roller x 1 Press Roller x 1 | |
| Voltage/Frequency | 3-phase 200 to 220 V, 50 or 60 Hz Single Phase 200 to 240 V, 50 or 60 Hz | |
| Machine Dimensions | W2,145 x D1,159 x H1,359 mm or W84.5" x D45.7" x H53.6" | |

| MKU-54T | | |
|---------------------|---|---|
| Signature Size | | Width x Length Max. 538 x 350 mm or 21.1" x 13.7" Min. 165 x 80 mm or 6.5" x 3.2" |
| | | |
| Sheet Weight Range | Uncoated Paper 35 to 244 gsm | |
| Belt Speed | 50 to 180 meters per minute | |
| Belt and Roller Gap | Fold Roller Section: Max. 2 mm or 0.024" *When making a letter fold using a A4 size booklet: Up to 3 sheets (12 pages) of normal paper of 81 gsm Up to 4 sheets (16 pages) of normal paper of 64 gsm | |
| Buckle Fold Length | 60 to 150 mm or 2.36" to 5.90" (Manual Setting) | |
| Voltage/Frequency | Single Phase 208 to 240 V, 50 or 60 Hz | |
| Machine Dimensions | W860 x D1,180 x H1,280 mm or W33.9" x D46.5" x H50.4" | |

CONFIGURATION 6

■ MKU-38 (Cross Fold)

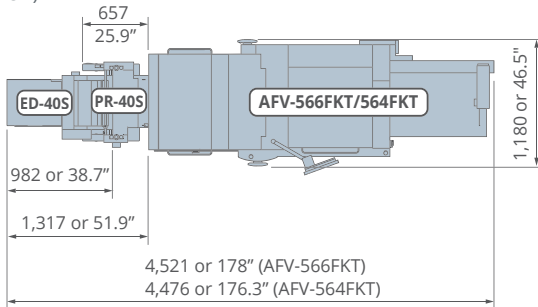
(Top View)



CONFIGURATION 7

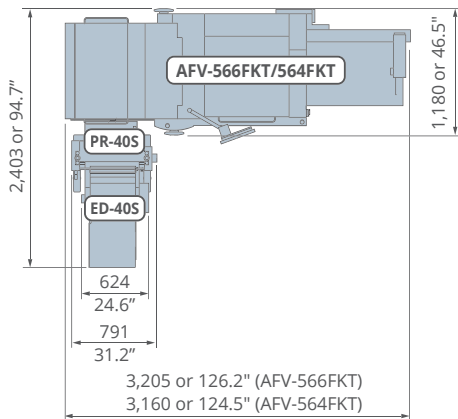
■ PR-40S + ED-40S (Parallel Fold)

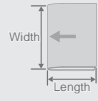
(Top View)

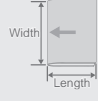


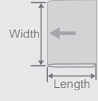
■ PR-40S + ED-40S (Cross Fold)

(Top View)



| MKU-38 | |
|---------------------|--|
| Signature Size |  <p>Width x Length Max. 380 x 280 mm or 14.9" x 11.0" Min. 90 x 20 mm or 3.6" x 0.8"</p> |
| Sheet Weight Range | Uncoated Paper 35 to 210 gsm |
| Belt Speed | 30 to 180 meters per minute 99 to 590 feet per minute |
| Belt and Roller Gap | Fold Roller Section: Max. 4 mm or 0.157" |
| Voltage/Frequency | Single Phase 200 to 240 V, 50 or 60 Hz |
| Machine Dimensions | W685 x D858 x H1,283.5 mm or W27.0" x D33.8" x H50.6" |

| PR-40S | |
|---------------------------|--|
| Signature Size |  <p>Maximum Width 400 mm or 15.74" Minimum Width 30 mm or 1.19" Length 25 mm or 0.99" *Note that even if the minimum length is 25mm or 0.99" or above, depending on the opening amount of the signatures, the signatures can sometimes not be transported or delivered between the upstream/downstream devices.</p> |
| Thickness of Folded Piece | Max. 3 mm or 0.12" |
| Belt Speed | 30 to 180 meters per minute |
| Number of Press Rollers | Press Roller x 1 |
| Voltage/Frequency | Single Phase 200 to 240 V, 50 or 60 Hz |
| Machine Dimensions | W791 x D657 x H1,066 mm or W31.2" x D25.9" x H42.0" |

| ED-40S | |
|---------------------------|--|
| Signature Size |  <p>Maximum Width 400 mm or 15.74" Length 150 mm or 5.90" Minimum Width 30 mm or 1.19" Length 20 mm or 0.79" *Note that even if the minimum height is 20mm or 0.79" or above, depending on the opening amount of the signatures, the signatures can sometimes not be transported or delivered between the upstream device and the ED-40S.</p> |
| Thickness of Folded Piece | Max. 3 mm or 0.12" |
| Stack Capacity | Max. 395 mm or 15.55" Min. 5 mm or 0.20" |
| Belt Speed | 30 to 160 meters per minute |
| Voltage/Frequency | Single Phase 200 to 240V, 50 or 60 Hz |
| Machine Weight | W982 x D624 x H1,153 mm or W38.7" x D24.6" x H45.4" |

*The machine design and specifications are subject to change without any notice.

*Specifications may vary depending on the job, paper quality, environmental influences, and various other factors. Please do a test run before starting production.

MORE AT
HORIZON.CO.JP



Horizon

Horizon International Inc.

510 Kuze Ooyabu-cho, Minami-ku,
Kyoto, 601-8206, Japan
Phone : +81-75-934-6700
Fax : +81-75-934-6708
www.horizon.co.jp

Distributed by

 **STANDARD**

Standard Finishing Systems

10 Connector Road, Andover,
MA 01810
Phone : 877-404-4460 / 978-470-1920
Fax : 978-470-2771
www.standardfinishing.com